



hup![®]
The better way to build

Conservatory
Conversions

From waste of space to your dream place

The revolutionary new way to rapidly re-build a conservatory

If you have ambitions for your old conservatory, then hup! is the simple solution. Within a matter of weeks, hup! can transform an old conservatory into a modern, energy efficient extension that feels like a real part of your home.

hup!'s lightweight, energy efficient walls are quick, easy, and cost effective to build onto existing bases, because they are so slim, your new extension will have 10 - 15% more floorspace than if it was built with traditional materials.

With super-insulated walls, your new hup! will be energy efficient enough to turn your old conservatory into a modern open plan extension by removing internal doors and opening up the space to the rooms beyond.

Choose from a wide range of roof styles, from high-performance glass roofs to super-insulated solid roofs with rooflights, to transform the thermal performance of your conservatory and flood your new hup! and adjoining rooms with heaps of natural light.



Rapidly re-build an old conservatory into a home extension with **hup!**

Until now, the only option has been to replace the roof on a conservatory and upgrade windows and doors

Now you can re-build the entire conservatory into a new home extension with the revolutionary hup! building system.

If your conservatory is a dumping ground or an unloved, unused space, you now have 3 options to upgrade it into a modern, energy efficient extension.

1. Replace the roof



2. Replace the roof, windows and doors



3. Re-build with hup!



As hup! is so lightweight you can use your old conservatory base and re-build a brand new extension with walls, windows and doors wherever you want them – something that would not be possible with a traditional build.

Place a wall where you used to have French doors or a set of bi-folds where you used to have a dwarf wall – the choice is yours!

As hup! walls are so slim, your new extension will have 10- 15% more floorspace than the same style built traditionally.

Open up your extension to the rooms beyond for a modern open plan space thanks to hup!'s Building Regulation compliant components.

hup! as recommended by Laura Jane Clark

“For homeowners, hup! is completely game changing. People often ask how they can add an extension or rebuild their unusable conservatory in the most efficient way possible - hup! is definitely the answer.”

L Clark

Laura Jane Clark
Leading architect & star of BBC's Your Home Made Perfect

Vernon's hup! story

We couldn't believe how
quick it went up!

Vernon and his family had an old conservatory which was nearly 20 years old and had many issues – the polycarbonate roof was too noisy when it rained, it leaked, and the polycarbonate in the roof was discoloured. The family also found that the doors that separated the conservatory from their home made it feel like an 'add on', rather than being a part of their home, and so they decided to look for a replacement.

After speaking with their local hup! builder, Vernon decided that hup! was the ideal solution. Explaining more about their hup! project, Vernon said:

“We found out about hup! in October and really wanted it done before winter set in, and with the speed of the system, it seemed the ideal solution.

“One of the big concerns was that we didn't want another room that was just added on – we really wanted this new space to be a part of the house. We have a living room on the front of the house but all the best parts of our home are at the back – our lovely garden, big patio area, fantastic pond etc – and so it was important for our hup! to allow us to shift our living area from the front to the back of the house where we could enjoy everything.

“We couldn't believe how quickly the system went up, it was just amazing! Within two days the main structure was in place and by day four everything was glazed and we could see what we were getting. So week one the extension was built, and week two the plastering and electrics were done and it was all ready for us to put the flooring down and move in – it was incredibly fast.

“We now have this fantastic living space that's great for when our family comes round. Every opportunity we're out here now with the family, with the doors open onto the garden, it's totally changed our home!”

4

Days to Build



Before



Day 1



Day 2



Day 3



Day 4



After



hup! technology explained

hup! is fully Building Regulation compliant and uses the latest technology in off-site manufacture

Patented Ultrapanel Technology

This groundbreaking technology combines the best of both timber and steel framing building technology with exceptional insulation properties.

With U-Values of between 0.12 W/m²K and 0.17 W/m²K that significantly exceed Building Regulation requirements, a hup! extension is five times more energy efficient than the average UK home.

Super-Strong I-Beam Structure

hup! wall panels significantly outperform traditional building methods in terms of

strength. This is thanks to the collective force of the panels which rapidly clip together to form a super-strong I-beam structure throughout your hup!.

Rapid Connection Details

hup!'s millimetre precision engineering and patented wall and roof connections will ensure a perfect build with no cold spots. The rapid clip-fit nature of these clever connections across the roof and walls mean that a hup! extension is built five times faster than a traditional build.

hup![®]
The better way to build



Updating your old conservatory is easy with hup!

hup! Footprint



Gain 10-15% more floorspace with hup! vs traditional methods, thanks to its slimline walls.

two Windows & Doors



Because hup! is so lightweight you can add new walls, windows, and doors without adding any extra load to the existing base.

three Roof



Choose from dramatic vaulted ceilings or the understated look of flat roof or lean-to in glass, tiled, or hybrid designs. Place rooflights where you choose for maximum natural light.

four Wall Finish



Choose from a wide range of external wall finishes including brick, render, or timber.

Add to the value of your house

Old conservatories that are separated with doors from the rest of the house are typically built under a Building Regulations exemption.

They are not part of the saleable footprint of a house because a highly glazed structure is not energy efficient enough to be classed as 'habitable living space'.

Re-building with plenty of hup! solid elements means your new space is thermally efficient

enough to be classed as 'habitable', converting an exempt conservatory into saleable footprint, and adding value to your home. It's also possible to make your new extension open plan to the rest of your home.

Because hup! walls are thinner than brick walls, the new room will be larger than it was before, in fact you can gain up to 10- 15% more floor space.

Sarah and Steven's hup! story

Outdated to outstanding in
a matter of days

Sarah and Steven's conservatory had stood unloved and unused for some years. The polycarbonate roof and dwarf walls didn't fit with the modern feel of the rest of their home and over time, the guttering had become distorted which further added to the dated look.

The couple had wanted to convert their conservatory into a modern, usable space for some time but each time they looked into it, they were put off by talk of spiralling costs, long build times, weather disruption, and huge amounts of mess to their home and garden.

Then they heard about hup!

Thanks to the lightness of hup! walls, the whole new hup! structure is lighter than the old conservatory. If they had built the new extension in brick and block, the structure would have been significantly heavier and most likely have needed a new base.

The new lean-to tiled roof means the internal roof height is far higher than it was. This, coupled with 10% extra floorspace thanks to the slimness of hup! walls means that the stunning new extension feels – and actually is – bigger than the previous space.

“Seeing the hup! build take place in just 3-4 days was incredible and it was great that one small team took care of everything. We couldn't believe how warm it was, even before our radiator was fitted.

I am so glad we didn't just replace the roof.

We're delighted with our stunning open plan extension that has totally changed how we live in our home. hup! made our vision a reality in such a stress free way.”

4.5
Days to Build



Before



Day 1



Day 2




Day 3



Day 4



After



hup!
The better way to build

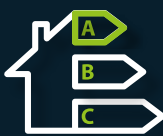
Minimal disruption to your home and life



Five times faster to build

Your new hup! extension will be lighter than the existing conservatory so you can build onto the existing base - keeping costs low and build times short.

Manufactured off site and delivered as a flat packed kit, hup! is rapidly assembled in days and can be built in any weather.



Five times more energy efficient than the average UK home

Rising energy costs are a headache for us all, but hup! offers ultimate energy efficiency thanks to high-performance walls and roof glazing, which each offer incredibly low U-Values.

Your new hup! extension could save up to £1000 per year in heating costs vs. your old conservatory.



60% more carbon efficient

If you're looking for the sustainable way to extend your home then hup! is the solution. 60% more carbon efficient than a brick wall and with zero waste in production and on site, hup! is the way to build while being kind to the planet. Minimal onsite water usage is another green plus point, especially when compared to the huge 2 litres per brick with traditional building methods. Manufactured in the UK, the hup! factory has been recognised for its commitment to reducing environmental impact with the prestigious ISO 14001 accreditation.



Ultimate design flexibility

Re-building with hup! allows you to change the use of the room completely by creating a new design with walls, windows, and doors wherever you choose. Place windows where they offer the best view, add solid walls for privacy, a large TV, or even kitchen units. hup! offers complete design freedom.



One supplier, one project

hup! conservatory conversions are handled by one team - so no worries about managing multiple trades. Your hup! builder will give you a price upfront that will not fluctuate and once complete, your new hup! extension will add to the saleable footprint of your home.



High quality finish, every time

With hup! a high quality finish is assured every time. Designed by Ultraframe, the UK leader in extension and roofing technology, hup! is manufactured in a BBA approved factory and every hup! extension features Ultrapanel technology that is patented and approved by the BBA to a lifespan of at least 60 years.



Dale & Tracy's hup! story

A hup! with a 'free' room

Homeowners Dale & Tracy had an old conservatory which over the years had become an unused dumping ground. They decided to transform the conservatory and extend it into a large extension right across the back of their home.

Their plan was for a room with multiple uses - a space for Dale to carry out his photography work and editing, as well as being a place to relax and chat. The couple also hoped that a downstairs bathroom could be incorporated into their design.

They wanted a lean-to style extension with a steeply pitched roof but had been told that this was not possible with a traditional build. However, after learning about the hup! system, they found it provided the solution to all of their needs.

The flexibility of hup! meant that their vision of a steeply pitched roof was not a problem. Dale wanted heaps of natural light in the new extension for his photography work and so large glazed panels were incorporated into the roof design, along with a stunning picture window at one end, and a huge set of contemporary bi-folds opening onto a new sun deck. And finally, thanks to the 3m² extra floor space gained by using hup! slim walls vs bricks and mortar, the couple were able to incorporate a downstairs bathroom into their new extension with the 'free space'.

"We are so glad that we chose hup! for our project. Despite the fact that our new extension is so much bigger than the old conservatory, it still only took a matter of days to build. We are already loving our new space for working and relaxing - things we could never have done in our old conservatory. It is also great that we now have the downstairs bathroom that we so wanted and thanks to using the hup! system, this was built using the 'free space' gained'. We are absolutely delighted that the vision we had in our minds has been perfectly brought to life with hup! - in fact it's even better than we could have imagined!"

4

Days to Build



Before



Day 1



Day 2




Day 3



Day 4



After



hup![®]
The better way to build

hup![®]
The better way to build

hup-home.co.uk